

DOI: 10.51981/2588-0039.2022.45.004

## MORNING POLAR MAGNETIC BAYS AND THEIR MID-LATITUDE EFFECTS: CASE STUDY

N.G. Kleimenova<sup>1,2</sup>, I.V. Despirak<sup>3</sup>, L.M. Malysheva<sup>1</sup>, L.I. Gromova<sup>4</sup>, A.A. Lubchich<sup>3</sup>, S.V. Gromov<sup>4</sup>

<sup>1</sup>*Institute of Physics of the Earth, RAS, Moscow, Russia; e-mail: kleimen@ifz.ru*

<sup>2</sup>*Space Research Institute, RAS, Moscow, Russia*

<sup>3</sup>*Polar Geophysical Institute, Apatity, Russia*

<sup>4</sup>*Institute of Terrestrial Magnetism, Ionosphere, and Radio Wave Propagation, PAS, Moscow, Troitsk, Russia*

**Abstract.** The high-latitude negative magnetic bays have been found above  $\sim 70^\circ$  MLAT in the local morning under the absence of the magnetic activity at the auroral latitudes, indicating that they are observed on the contracted auroral oval similar to the nighttime polar substorms. The morning polar bays were recorded under both positive and negative IMF  $B_z$  with different spatial distribution and nature. The bays, observed under the negative IMF  $B_z$ , could be the result of an azimuthal expansion of the "classical" night substorms to the morning side of the Earth. These bays were accompanied by mid-latitude positive bays. However, the morning polar bays, observed after a period of long lasting non-variable negative IMF  $B_z$  in the absence of "classical" night substorms, could be attributed to develop of, so called, "convection" bays. In this case, there were no positive mid-latitude magnetic bays, i.e., the absence of a substorm current wedge, as well as in the case of the morning polar bays, recorded under the positive IMF  $B_z$  which are being the result of an azimuthal expansion of the daytime polar magnetic bays.

### Introduction

It is well known that during the low magnetic activity, the substorms and visible auroras are observed at the geomagnetic latitudes higher than the normal auroral oval location. In earlier publications, these high-latitude substorms have been termed as "substorms on contracted oval" [e.g., Akasofu et al., 1973; Lui et al., 1976], later on they were known as "polar substorms" [Kleimenova et al., 2012; Despirak et al., 2014; Safargaleev et al., 2020]. Our study of the ground-based observations showed that the negative magnetic bays are observed not only in the night, but also in the local morning at the latitudes above  $\sim 70^\circ$  MLAT in the absence of magnetic disturbances at the lower (auroral) latitudes.

The aim of this paper is to study the behavior and sources of the *morning polar bays* basing on the IMAGE magnetometer data (<http://space.fmi.fi/image/>).

### Main behavior of morning polar substorms and their occurrence

Figure 1a presents the geographic map of the IMAGE station on which our study was based, and Figure 1b shows the example of a morning polar bay which absence at auroral latitudes indicates that these bays are not the result of the polar expansion of 'classical' substorms.

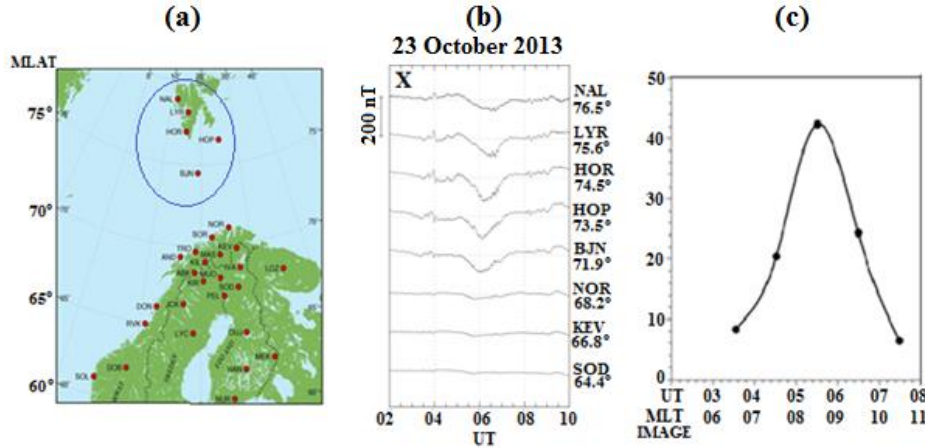
We selected 112 cases of morning polar bays registered in 2006-2012. Their daily variations are shown in Figure 1c demonstrating the maximum of occurrence at 08-09 MLT, i.e., before the local magnetic noon. These bays characterize by small amplitudes (less than 200-300 nT) and the gentle onset and end. To study the global distribution of geomagnetic activity during the morning polar bays, we used magnetic registration data from 66 communication satellites of the AMPERE (*Active Magnetosphere and Planetary Electrodynamics Response Experiment*) project, simultaneously operating at altitudes of 780 km [e.g., Anderson et al., 2014]. In our work, we used the AMPERE project data (<http://ampere.jhuapl.edu/products>) as the maps of the distribution of geomagnetic disturbances summarized in 10 min with 2 min shift and the results of a spherical harmonic analysis of magnetic measurements. The field-aligned currents (FAC) are calculated from these data: currents flowing into the ionosphere (inward currents) are shown in blue on the maps, and currents flowing out (outward currents) in red.

During 2010-2017 AMPERE measurements, we selected 48 events of the appearance of morning polar magnetic bays identified at the high-latitude IMAGE stations (BJN-NAL). The analysis of global geomagnetic activity during the studied bays showed that their sources could be various perturbations in the magnetosphere, namely, "classical" nighttime substorms, convective bays and daytime polar negative bays.

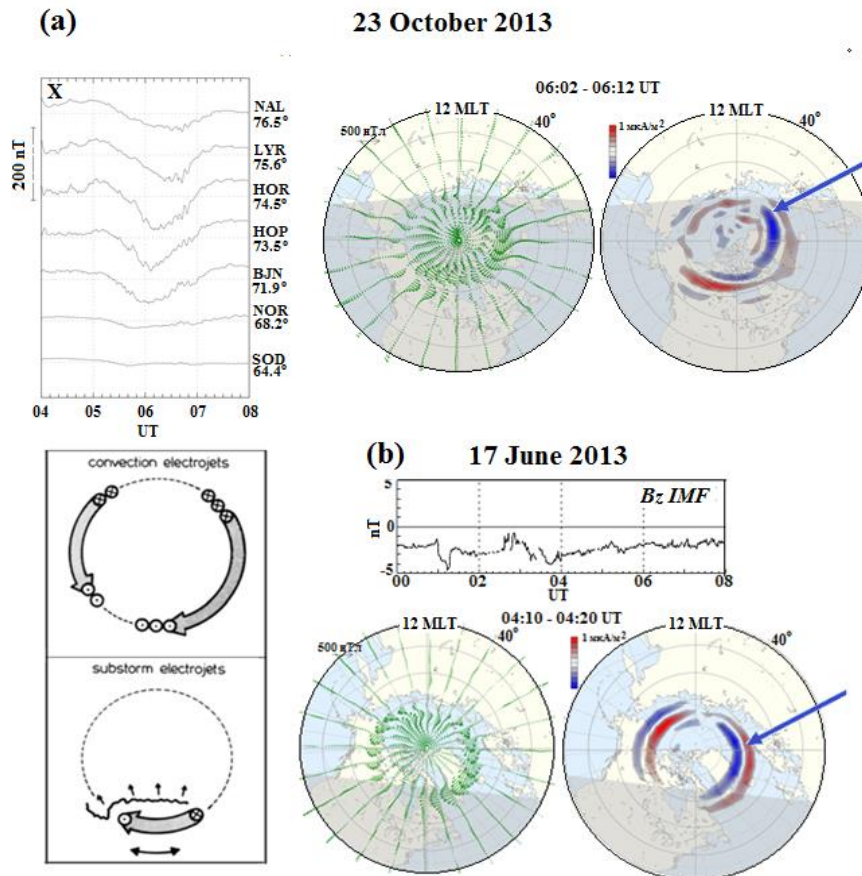
### Morning polar substorms under the southward IMF

Magnetospheric substorms developing in the nighttime sector may be also observed in a large longitudinal interval, from the local evening to the late morning. Thus, the morning polar magnetic bays recorded on the IMAGE profile

can be the result of the azimuthal continuation of nighttime disturbances in the morning direction. The analysis of the global distribution of magnetic activity based on the AMPERE data confirmed this assumption. We found 5 events of the morning polar bays at the IMAGE profile, where the enhanced electrojet and FACs were recorded in the night and morning according to AMPERE data. An example of such event on October 23, 2013 is shown in Figure 2a. The AMPERE maps show that at this time, the westward electrojet (a "classical" substorm) and enhanced FACs were observed from the evening sector to the late morning sector (IMAGE meridian).



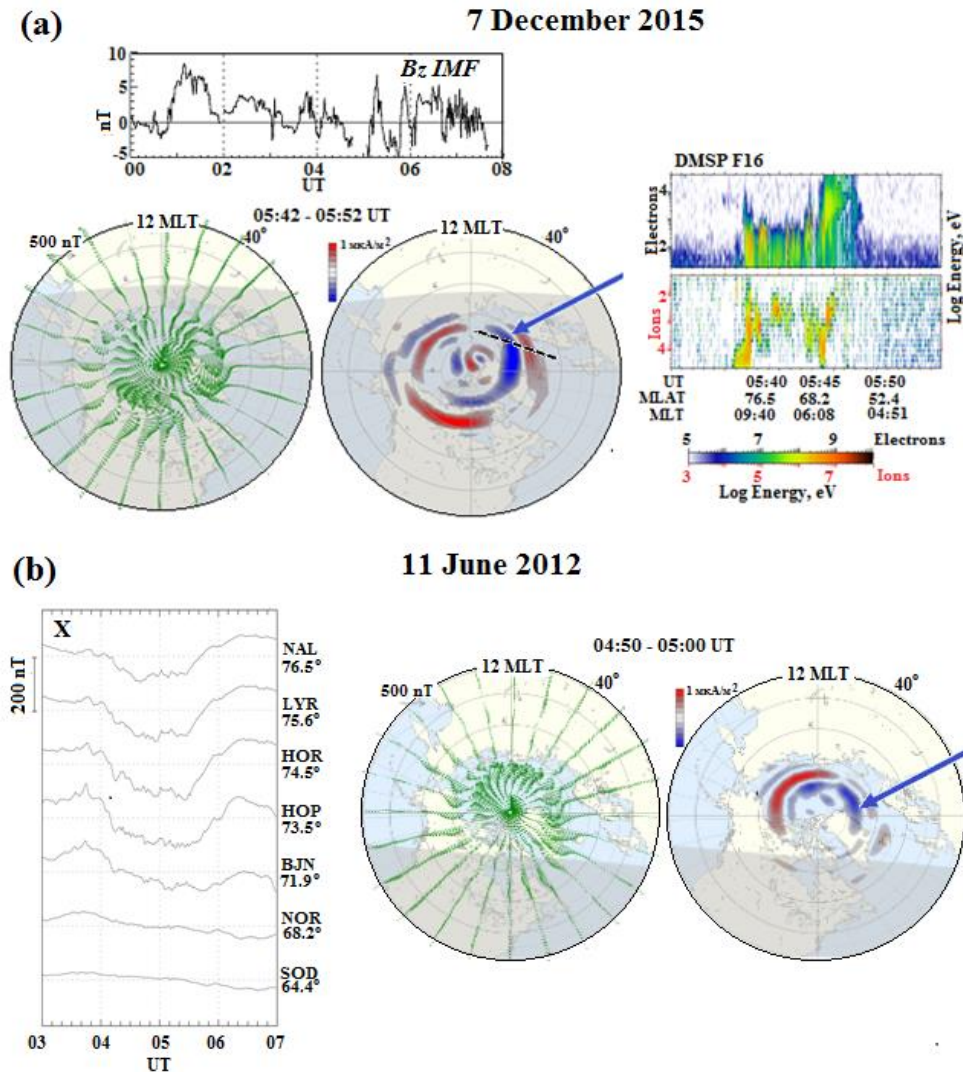
**Figure 1.** (a) The map of the IMAGE magnetometer station location; (b) the example of a morning polar substorm at the IMAGE stations; (c) the daily distribution of these substorms occurrence.



**Figure 2.** (a) - The IMAGE magnetogram and AMPERE maps of the spherical harmonic analysis of magnetic measurements and the Field Aligned Currents on 23 October 2013; (b) – the convection and substorm currents diagram adopted from [Baumjohann, 1983] and AMPERE maps for event on 17 June 2013.

It is well known that in the high-latitude ionosphere, plasma convection is almost constantly observed, which has the form of a two-vortex structure with vortex centers in the morning and evening sectors. Long periods (several

hours) of the stable state of the southern IMF contribute to the continuous supply of energy to the magnetotail and the establishment of the regime of the so-called "steady magnetospheric convection" discussed in many papers [e.g., Yahnin et al., 1994; Sergeev et al., 1996]. Its intensifications were called "convective bays" [Pytte et al., 1978; Baumjohann, 1983]. We found 6 events when magnetic disturbances were observed simultaneously at the morning and afternoon sectors in their absence in the local night, that is typical for the enhanced convection. One of such events on June 17, 2013 is shown in Figure 2b. All morning convective negative bays were not accompanied by positive magnetic bays at the middle latitudes.



**Figure 3.** (a) - An example of the global distribution of magnetic disturbance and field-aligned currents from AMPERE data, and the IMF  $B_z$  on 7 December 2015 as well as the spectrograms of precipitating electrons and ions from the low-apogee DMSP F16 satellite (<http://sd-www.jhuapl.edu/Aurora/spectrogram>); (b) - the same as in Figure 2a but on 11 June 2012.

An analysis of the observational data showed that most (32 events out of 48) of the morning polar substorms were a superposition of disturbances caused by the interaction of nighttime substorm and convective phenomena, the separation of which is a very complex, not always solvable problem, especially in disturbed conditions. Figure 3a shows an example of such complex case (December 7, 2015), when geomagnetic disturbances were recorded by the AMPERE data simultaneously in the morning, evening, and afternoon sectors.

At that time, the low-apogee (~830 km) DMSP F16 satellite measured the fluxes of precipitating particles over Svalbard at the beginning of the morning polar substorm. In Figure 3a, the descending part of the orbit is shown schematically; the satellite first crossed the region of downward FACs (shown in blue), and then the region of upward ones (shown in red). The AMPERE data shows that at that time, an intense eastward current was observed in the nighttime sector southward from the westward electrojet. That is a typical picture of the development of the substorm current wedge. It stretches across North America, from the west to the east.

### Morning polar substorms under the northward IMF

Under the northern IMF direction, magnetic bay-like high-intensity disturbances can be observed in the near-noon sector of the polar latitudes [e.g., Friis-Christensen et al., 1985, Levitin et al., 2015; Gromova et al., 2017, 2019], the time variations and sign of which are usually controlled by the IMF  $B_y$  component. An analysis of the AMPERE data showed that the ionospheric electrojet and enhanced field-aligned currents can be observed in a fairly wide daytime longitudinal region from the morning sector to afternoon one as it is shown in Figure 3a. It is seen that the morning negative bay could be the result of the azimuthal expansion of the daytime polar electrojet into the morning sector and they did not accompany by positive magnetic bays at the middle latitudes.

### Possible mid-latitude effect of morning polar substorms

It is well known that the main feature of a substorm current wedge (SCW) is the development of mid-latitude positive magnetic bays. The most considered morning polar negative magnetic bays associated with an azimuthal expansion of “classical” night-side substorms have been found accompanied by positive mid-latitude magnetic bays in the  $X$ -component, but with a strong negative amplitude of the  $Y$ -component. That can indicate that the center of SCW is located far eastward.

### Summary

The negative magnetic bays observed at the latitudes above  $\sim 70^\circ$  MLAT in the local morning have been studied. It was found that they are appeared both under the negative and positive IMF  $B_z$ .

It was established that under the negative IMF  $B_z$ , the *morning* polar bays can be the result of the azimuthal expansion of *nightside* “classical” substorms (in that case they are accompanied by mid-latitude positive magnetic bays) as well as the result of the enhancement of the magnetosphere convection without the mid-latitudes effects. Under the positive IMF  $B_z$ , the *morning* polar bays are the result of the azimuthal expansion of *dayside* polar magnetic bays controlled by the IMF  $B_y$ .

**Acknowledgments.** This study was supported by the RFBR (project number 20-55-18003).

### References

- Akasofu, S.-I., Perreault, P.D., Yasuhara, F., Meng, C.I. (1973). Auroral substorms and the interplanetary magnetic field, *J. Geophys. Res.*, Vol 78, No 31, pp. 7490-7508. <https://doi.org/10.1029/JA078i031p07490>
- Anderson, B.J., Korth, H., Waters, C.L., Green, D.L. et al. (2014). Development of large-scale Birkeland currents determined from the Active Magnetosphere and Planetary Electrodynamics Response Experiment, *Geophys. Res. Lett.*, Vol 41, No 9, pp. 3017-3015. <https://doi.org/10.1002/2014GL059941>
- Baumjohann, W. (1983). Ionospheric and field-aligned current systems in the auroral zone: A concise review, *Adv. Space Res.*, Vol 2, No 10, pp. 55-62. [https://doi.org/10.1016/0273-1177\(82\)90363-5](https://doi.org/10.1016/0273-1177(82)90363-5)
- Despirak, I.V., Lyubchich, A.A., Kleimenova, N.G. (2014). Polar and high latitude substorms and solar wind conditions, *Geomagn. Aeron.*, Vol 54, No 5, pp. 575-582. <https://doi.org/10.1134/S0016793214050041>
- Friis-Christensen, E., Kamide, Y., Richmond, A.D., Matsushita, S. (1985). Interplanetary magnetic field control of high-latitude electric fields and currents determined from Greenland magnetometer data, *J. Geophys. Res.*, Vol 90, No A2, pp. 1325-1338. <https://doi.org/10.1029/JA090iA02p01325>
- Gromova, L.I., Kleimenova, N.G., Levitin, A.E. et al. (2017). High-latitude daytime magnetic bays as effects of strong positive IMF  $B_z$ : case study, *Sun and Geosphere*, Vol 12, No 7, pp.125-131.
- Gromova, L.I., Gromov, S.V., Kleimenova, N.G., Dremukhina, L.A. (2019). Response of the high-latitude daytime magnetic bays to the IMF  $B_y$ : Case study, *Sun and Geosphere*, Vol 14, No 7, pp. 31-36. <https://doi.org/10.31401/SunGeo.2019.01.05>
- Kleimenova, N.G., Antonova, E.E., Kozyreva, O.V. et al. (2012). Wave structure of magnetic substorms at high latitudes, *Geomagn. Aeron.*, Vol 52, No 6, pp. 746-754. <https://doi.org/10.1134/S0016793212060059>
- Levitin, A.E., Kleimenova, N.G., Gromova, L.I. et al. (2015). Geomagnetic disturbances and pulsations as a high-latitude response to considerable alternating IMF variations during the magnetic storm recovery phase (Case study: May 30, 2003), *Geomagn. Aeronom.*, Vol 55, No 6, pp. 755-768. <https://doi.org/10.1134/S0016793215060092>
- Lui, A.T.Y., Akasofu, S.-I., Hones, E.W., et al. (1976). Observation of the plasma sheet during a contracted oval substorm in a prolonged quiet period, *J. Geophys. Res.*, Vol 81, No 7, pp. 1415-1419. <https://doi.org/10.1029/JA081i007p01415>
- Pytte, T., McPherron, R.L., Hones, E.W., West, I. (1978). Multiplesatellite studies of magnetospheric substorms: Distinction between polar magnetic substorms and convection-driven negative bays, *J. Geophys. Res.*, Vol 83, No 11, pp. 5256-5268. <https://doi.org/10.1029/JA083iA11p05256>
- Safargaleev, V.V., Kozlovsky, A.E., Mitrofanov, V.M. (2020). Polar substorm on 7 December 2015: preonset phenomena and features of auroral breakup, *Ann. Geophys.*, Vol 38, No 4, pp. 901-917. <https://doi.org/10.5194/angeo-38-901-2020>
- Sergeev, V.A., Pellinen, R.J., Pulkkinen, T.I. et al. (1996). Steady magnetospheric convection: review of recent results, *Space Sci. Rev.*, Vol 75, pp. 551-604. <https://doi.org/10.1007/BF00833344>
- Yahnin, A.G., Malkov, M.V., Sergeev, V.A. et al. (1994). Features of Steady Magnetospheric Convection, *J. Geophys. Res.*, Vol 99, pp. 4039-4951. <https://doi.org/10.1029/93JA02868>